

Scaled data based on original data using
LM-79-08 Approved Method: Electrical and Photometric Measurements of Solid-
State Lighting Products

Test Report Prepared for
Cooper Lighting Solutions
(formerly Eaton)

Brand: STREETWORKS

Report Number: P191477

Luminaire Tested: **GAN-AF-09-LED-U-T3R-600-ADJ**

Issue Date: 3/3/2020

Test Information

Test Method: LM-79-08
Report Number: P191477
TEST IS SCALED FROM IESNA LM-79-08 TEST DATA (P40129)
Test Lab: INNOVATION CENTER P2
Issue Date: 3/3/2020
Manufacturer: COOPER LIGHTING SOLUTIONS (FORMERLY EATON)
Product Line: STREETWORKS
Catalog Number: GAN-AF-09-LED-U-T3R-600-ADJ
Description: GALLEON AREA AND ROADWAY LUMINAIRE
(9) 70 CRI, 4000K, 615mA LIGHTSQUARES WITH 16 LEDS EACH AND TYPE III
ROADWAY OPTICS
Light Source: -
Ballast/Driver: ELECTRONIC DRIVER

Summary

Lumens per Lamp: N/A
Luminaire Lumens: 36670.7 lumens
Efficiency: N/A
Efficacy: 126.5 lumens/watt
Luminous Opening: Rectangular (W 2.5' x L: 1' x H: 0')
IES Classification: Type III - Short - Full Cutoff
BUG Rating: B3 - U0 - G5

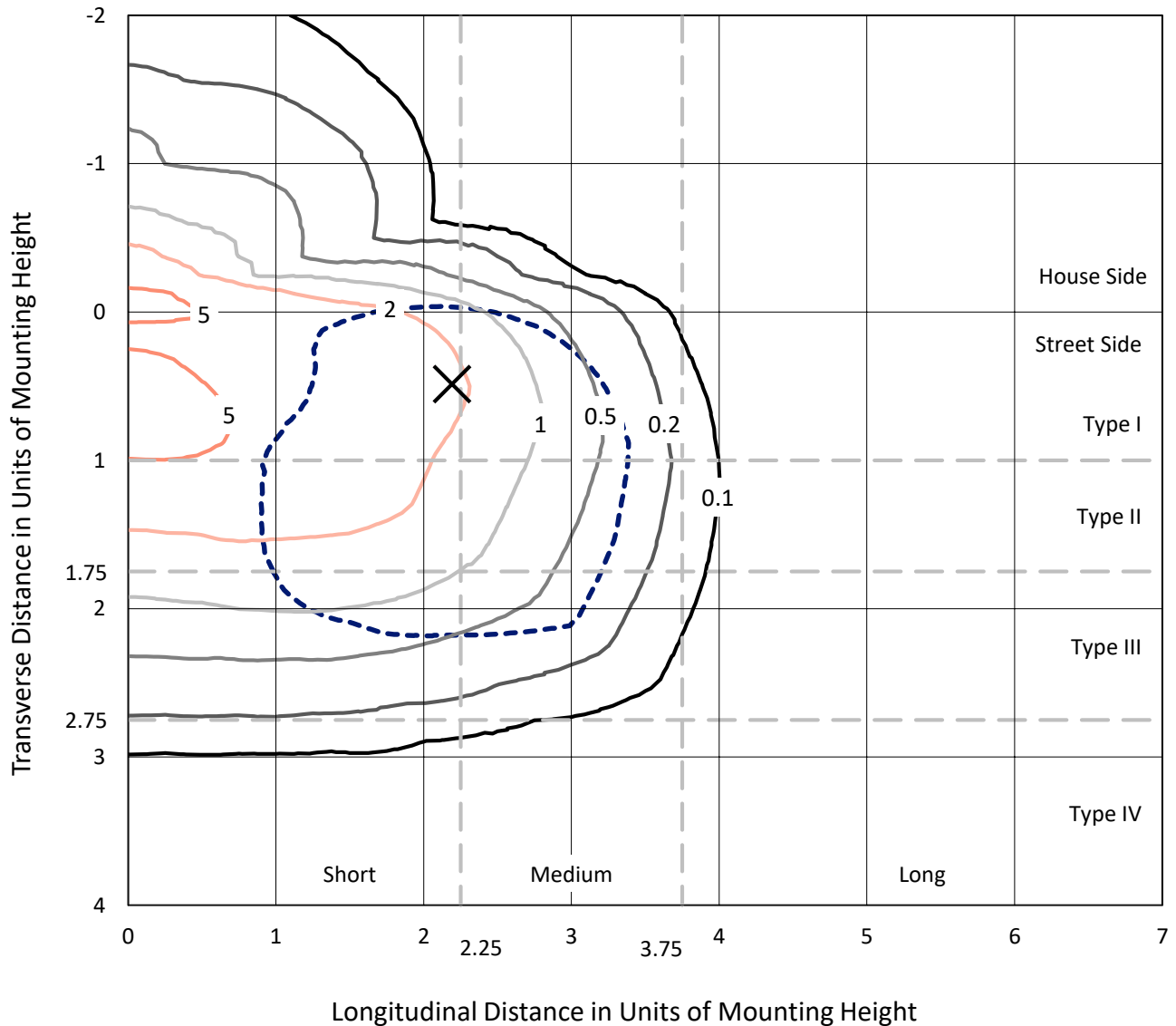
Input Watts (W): 290
Input Voltage (V): NR
Input Current (Ain): NR
Voltage Rise (V): NR
Power Factor: NR
Total Harmonic Distortion (THDi): NR
Frequency (hertz): 60
Stabilization Time: NR
Operation Time: NR
Ambient Temperature (°C): NR
Test Distance: 28.75 FT



REPORT NUMBER: P191477
 CATALOG NUMBER: GAN-AF-09-LED-U-T3R-600-ADJ

Iso-Footcandle Lines of Horizontal Illumination

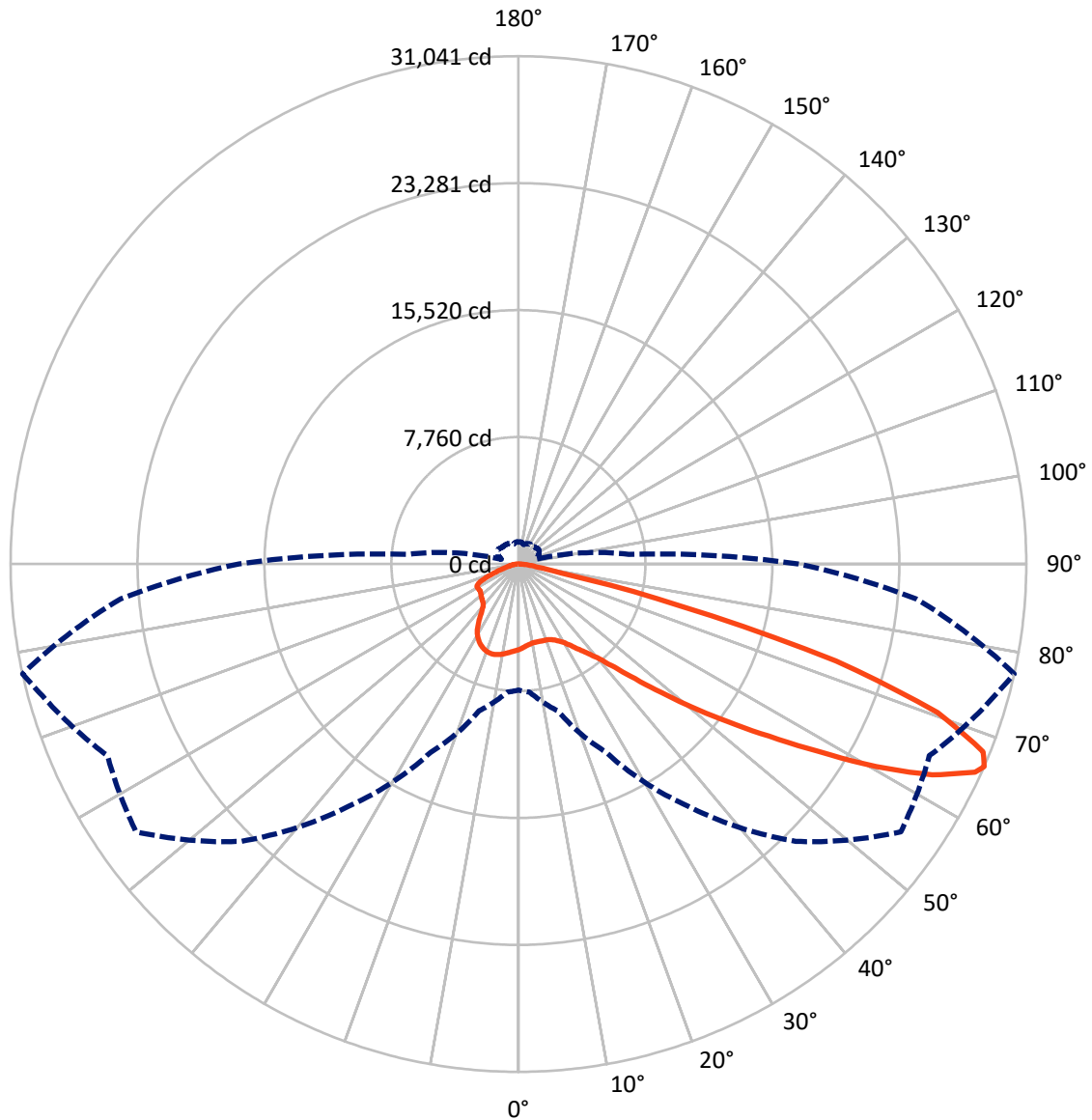
× Max cd
 - - - 1/2 Max cd



Based on 30 foot mounting height. Maximum calculated value = 7.2 fc
 Type III - Short - Full Cutoff

REPORT NUMBER: P191477
CATALOG NUMBER: GAN-AF-09-LED-U-T3R-600-ADJ

Luminous Intensity Polar Plot



— Vertical Plane Through 77.5-Deg Lateral - - - Horizontal Cone Through 66-Deg Vertical

REPORT NUMBER: P191477

CATALOG NUMBER: GAN-AF-09-LED-U-T3R-600-ADJ

FLUX DISTRIBUTION:

		Downward	Upward	Total
House Side	Lumens	6264.9	0.0	6264.9
	% Fixture	17.1	0.0	17.1
Street Side	Lumens	30405.8	0.0	30405.8
	% Fixture	82.9	0.0	82.9
Total	Lumens	36670.7	0.0	36670.7
	% Fixture	100.0	0.0	100.0

Coefficient of Utilization

ZONAL LUMENS:

Zone	Lumens	% Fixture
0°-10°	466.9	1.3
10°-20°	1317.1	3.6
20°-30°	2247.9	6.1
30°-40°	3598.5	9.8
40°-50°	5559.3	15.2
50°-60°	7885.0	21.5
60°-70°	10548.0	28.8
70°-80°	4580.8	12.5
80°-90°	467.1	1.3
90°-100°	0.0	0.0
100°-110°	0.0	0.0
110°-120°	0.0	0.0
120°-130°	0.0	0.0
130°-140°	0.0	0.0
140°-150°	0.0	0.0
150°-160°	0.0	0.0
160°-170°	0.0	0.0
170°-180°	0.0	0.0
0°-90°	36670.7	100.0
0°-180°	36670.7	100.0



REPORT NUMBER: P191477

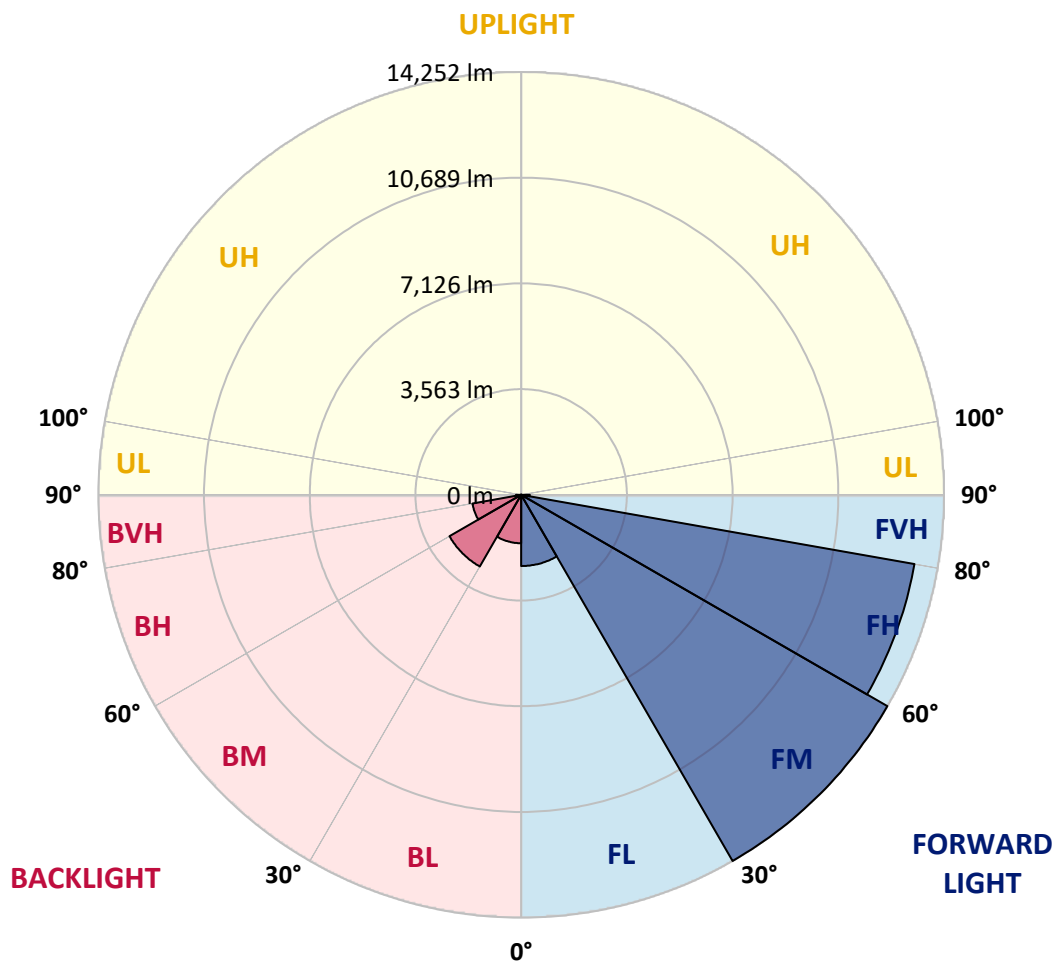
CATALOG NUMBER: GAN-AF-09-LED-U-T3R-600-ADJ

LUMINAIRE CLASSIFICATION SYSTEM LUMEN TABLE AND BUG RATING:

Zone		Lumens	% Fixture	Zone Rating/Lumen Limit		
				B	U	G
FL	(0°-30°)	2400.3	6.5			
FM	(30°-60°)	14252.2	38.9			
FH	(60°-80°)	13460.4	36.7			G5
FVH	(80°-90°)	293.0	0.8			G3/500
BL	(0°-30°)	1631.7	4.4	B3/2500		
BM	(30°-60°)	2790.7	7.6	B3/5000		
BH	(60°-80°)	1668.5	4.5	B3/2500		G3/2500
BVH	(80°-90°)	174.1	0.5			G2/225
UL	(90°-100°)	0.0	0.0		U0/0	
UH	(100°-180°)	0.0	0.0		U0/0	

BUG Rating: B3-U0-G5

Type III Short





REPORT NUMBER: P191477
 CATALOG NUMBER: GAN-AF-09-LED-U-T3R-600-ADJ

CANDELA DISTRIBUTION (FULL):

	0°	5°	15°	25°	35°	45°	55°	65°	75°	77.5°	85°
0°	5225.7	5225.7	5225.7	5225.7	5225.7	5225.7	5225.7	5225.7	5225.7	5225.7	5225.7
2.5°	4622.8	4654.0	4680.0	4704.2	4752.7	4832.4	4924.3	4998.8	5106.2	5127.0	5184.2
5°	4198.3	4198.3	4219.1	4255.5	4321.3	4440.8	4565.6	4732.0	4965.8	5021.3	5173.8
7.5°	3992.1	3993.8	4006.0	4037.2	4094.4	4203.5	4340.4	4536.2	4853.2	4945.0	5205.0
10°	4068.3	4051.0	4025.0	4009.5	4018.0	4082.2	4212.1	4430.5	4783.9	4901.8	5274.2
12.5°	4494.5	4461.6	4371.6	4252.0	4137.6	4090.9	4167.1	4380.2	4754.5	4891.3	5366.1
15°	5191.1	5177.3	5009.2	4761.4	4484.2	4252.0	4200.0	4361.1	4757.9	4903.5	5475.2
17.5°	6064.4	6045.3	5823.6	5463.2	5010.9	4558.7	4316.1	4376.7	4770.0	4924.3	5580.9
20°	6946.3	6887.4	6648.3	6218.6	5638.1	4976.2	4508.5	4416.6	4785.7	4946.8	5691.8
22.5°	7604.7	7556.2	7341.3	6923.7	6254.9	5459.7	4766.6	4485.9	4835.9	5012.7	5828.8
25°	8183.4	8186.9	7973.8	7570.0	6878.7	5972.5	5099.3	4671.3	4964.1	5147.8	6015.9
27.5°	8899.1	8857.4	8658.2	8258.0	7495.6	6490.6	5501.2	4926.0	5154.8	5340.1	6261.9
30°	9755.0	9725.5	9495.0	9041.1	8179.9	7046.8	5960.4	5222.3	5400.8	5593.1	6584.2
32.5°	10761.6	10747.8	10508.7	9924.8	8970.1	7701.8	6499.3	5613.9	5768.1	5967.4	7046.8
35°	11943.4	11945.1	11662.7	10960.9	9834.6	8464.1	7110.9	6118.1	6215.1	6423.0	7597.8
37.5°	12671.1	12759.5	12653.7	11938.1	10813.6	9316.6	7904.4	6786.9	6724.6	6934.2	8188.6
40°	12827.0	12934.4	13268.8	12904.9	11908.7	10255.7	8607.9	7429.7	7351.7	7608.2	8949.3
42.5°	12608.7	12757.7	13464.6	13721.0	13071.4	11413.2	9554.0	8384.4	8285.7	8630.4	9895.3
45°	12478.8	12589.7	13407.4	14145.6	14079.7	12721.3	10758.2	9583.4	9547.1	9999.2	10986.9
47.5°	12253.5	12354.0	13140.6	14244.4	14672.3	13920.3	12204.9	11049.3	11120.3	11712.9	12218.8
50°	12374.7	12416.4	12842.6	13993.1	14843.8	14798.8	13821.6	12747.3	12989.8	13729.7	13613.6
52.5°	12357.5	12464.9	12808.0	13580.7	14866.3	15341.1	15413.9	14641.1	15152.3	16001.3	15160.9
55°	9990.6	10188.2	12400.7	13476.8	14946.0	15873.0	16831.2	16637.2	17590.2	18579.5	16907.4
57.5°	9540.1	9664.8	10891.6	13695.1	15368.8	16888.4	18408.0	18834.2	20428.2	21577.0	19035.2
60°	9451.8	9605.9	10876.0	13961.9	16226.6	18543.1	20745.3	21493.8	23881.5	25139.4	21502.5
62.5°	9176.3	9342.6	10773.8	13927.3	17444.6	20832.0	23737.7	24321.6	27156.3	28379.5	23566.1
65°	8303.0	8458.9	9940.3	13367.6	18265.9	23275.1	27279.2	26913.6	29741.4	30661.4	24595.3
66°	7705.2	7857.7	9283.7	12709.1	18075.3	23968.1	28533.8	27715.9	30320.2	31040.9	24394.4
67.5°	6611.9	6731.4	8008.5	11234.7	17061.7	24162.2	29589.0	28318.9	30380.7	30635.4	23245.6
70°	4177.5	4212.1	5205.0	7755.5	12915.4	20955.0	27982.7	26821.9	27875.3	27185.7	19487.4
72.5°	1812.4	1800.3	2498.6	3945.3	7311.8	14060.7	22635.7	22131.4	21866.4	20293.1	13641.4
75°	1008.4	1022.2	1297.8	1831.4	2971.6	6906.5	14807.4	14169.8	11964.1	10208.9	6185.7
77.5°	809.2	828.2	1076.0	1299.6	1334.1	2408.4	6929.0	5638.1	3394.4	2723.8	1718.9
80°	639.3	674.0	939.1	1011.9	899.3	992.8	2238.6	1789.9	1342.8	1231.9	890.6
82.5°	506.0	530.2	805.7	765.9	629.0	668.8	1072.6	1044.8	873.3	795.3	514.6
85°	363.9	408.9	661.8	576.9	412.4	450.5	712.2	682.7	500.7	408.9	227.0
87.5°	149.0	194.1	467.8	382.9	230.5	209.7	355.2	334.4	237.4	173.3	112.6
90°	0.0	0.0	0.0	0.0	0.0	0.0	0.0	0.0	0.0	0.0	0.0



REPORT NUMBER: P191477
 CATALOG NUMBER: GAN-AF-09-LED-U-T3R-600-ADJ

CANDELA DISTRIBUTION (continued):

	90°	95°	105°	115°	125°	135°	145°	155°	165°	175°	180°
0°	5225.7	5225.7	5225.7	5225.7	5225.7	5225.7	5225.7	5225.7	5225.7	5225.7	5225.7
2.5°	5220.5	5262.2	5315.9	5348.8	5366.1	5378.3	5397.3	5395.6	5400.8	5402.5	5409.5
5°	5255.2	5324.6	5402.5	5423.3	5423.3	5404.2	5385.1	5354.0	5341.8	5338.4	5341.8
7.5°	5345.3	5421.5	5489.2	5464.9	5412.8	5336.6	5237.9	5151.3	5104.4	5088.9	5085.4
10°	5459.7	5551.5	5579.2	5487.4	5334.9	5151.3	4955.5	4813.4	4732.0	4709.5	4702.5
12.5°	5598.3	5684.9	5646.8	5452.7	5170.3	4874.1	4603.7	4376.7	4207.0	4153.2	4149.8
15°	5750.7	5818.3	5684.9	5345.3	4924.3	4487.7	4006.0	3614.4	3402.9	3335.4	3330.2
17.5°	5892.8	5927.5	5662.3	5158.2	4562.2	3855.2	3215.9	2914.4	2841.6	2858.9	2862.4
20°	6014.1	6014.1	5586.1	4889.6	3992.1	3021.8	2618.0	2612.9	2664.9	2716.9	2727.2
22.5°	6147.5	6067.8	5452.7	4510.2	3184.7	2472.6	2413.7	2462.1	2521.1	2578.2	2586.8
25°	6312.1	6111.1	5267.4	3934.9	2503.7	2245.6	2268.1	2307.9	2337.3	2373.8	2379.0
27.5°	6495.8	6166.6	5023.0	3143.1	2172.7	2103.5	2120.8	2134.7	2131.2	2145.0	2148.5
30°	6715.9	6230.7	4688.6	2456.9	2035.9	1982.2	1951.0	1938.9	1938.9	1961.4	1970.1
32.5°	7010.4	6326.0	4208.6	2105.2	1970.1	1895.5	1795.1	1750.0	1767.4	1843.6	1860.8
35°	7334.5	6428.2	3558.9	1985.6	1956.2	1855.7	1699.7	1616.6	1618.3	1689.4	1711.9
37.5°	7687.9	6558.1	2846.8	1963.1	1987.4	1857.5	1649.5	1535.1	1488.4	1488.4	1497.0
40°	8140.1	6691.6	2304.5	1978.7	2053.3	1878.2	1623.5	1471.0	1339.3	1342.8	1349.8
42.5°	8729.2	6806.0	2013.4	2011.6	2133.0	1906.0	1621.8	1386.1	1271.8	1349.8	1420.8
45°	9384.1	6863.2	1885.2	2041.1	2197.0	1923.2	1594.1	1372.3	1280.4	1512.6	1647.8
47.5°	10137.9	6830.2	1814.1	2051.5	2212.6	1923.2	1562.9	1405.2	1341.1	1751.7	1909.4
50°	10964.4	6734.9	1744.8	2030.7	2207.4	1919.8	1592.3	1438.2	1363.6	1793.3	1902.5
52.5°	11936.4	6655.2	1672.0	1985.6	2171.0	1900.7	1627.0	1424.3	1292.6	1630.5	1706.7
55°	13045.3	6677.7	1590.6	1921.5	2113.8	1864.3	1614.8	1368.8	1218.0	1436.4	1483.2
57.5°	14462.7	6946.3	1493.6	1840.1	2035.9	1803.7	1571.6	1342.8	1195.5	1302.9	1330.7
60°	16044.6	7414.1	1372.3	1758.7	1938.9	1706.7	1538.6	1355.0	1206.0	1292.6	1306.4
62.5°	17205.5	7686.1	1268.4	1639.1	1807.1	1599.3	1497.0	1370.5	1233.7	1328.9	1325.5
65°	17520.8	7239.1	1138.3	1464.1	1628.7	1486.7	1445.0	1387.8	1245.7	1358.4	1342.8
66°	17079.0	6757.4	1081.2	1382.7	1538.6	1431.2	1419.0	1386.1	1240.6	1361.9	1335.9
67.5°	16006.5	5769.9	982.4	1263.1	1394.8	1348.0	1377.5	1370.5	1226.7	1358.4	1322.1
70°	13054.0	3936.6	840.4	1051.7	1160.8	1186.9	1297.8	1315.1	1181.7	1297.8	1218.0
72.5°	9120.8	2398.0	743.3	816.1	939.1	1011.9	1188.6	1238.9	1121.1	1133.1	1056.9
75°	4407.9	1273.5	674.0	632.4	729.5	845.6	1056.9	1134.9	1025.7	947.8	920.0
77.5°	1374.0	778.0	571.8	509.4	571.8	682.7	883.6	994.5	913.1	793.6	783.2
80°	738.2	571.8	440.1	408.9	452.2	535.4	694.8	829.9	784.9	712.2	635.9
82.5°	486.9	370.8	325.7	317.1	344.8	408.9	516.4	687.8	687.8	609.9	443.6
85°	251.2	227.0	223.5	223.5	240.8	272.0	351.7	530.2	564.9	322.2	266.8
87.5°	124.8	129.9	121.3	126.4	135.1	133.4	168.1	266.8	318.9	195.8	162.9
90°	0.0	0.0	0.0	0.0	0.0	0.0	0.0	0.0	0.0	0.0	0.0

(END OF REPORT)